


FH-501 Spear Point ▶ 3-1/8" Width x 12" Length ▶ 3-5/8" w x 18" L



FH-502 Tuscan ▶ 5-1/2" W x 12" L ▶ 5-1/2" W x 16" L ▶ 7-3/8" W x 18" L



FH-503 Fleur-De-Lis ▶ 2-5/8" W x 12" L ▶ 2-5/8" W x 18" L



FH-522 Spade ▶ 2-3/8" W x 18" L



FH-523 Colonial ▶ 2-3/8" W x 18" L



FH-504 Mediterranean ▶ 6-1/2" W x 12" L ▶ 6-3/16" W x 16" L ▶ 7-3/4" W x 18" L ▶ 7-3/4" W x 24" L



FH-505 Spiral Point ▶ 6-3/4" W x 15" L



Double Spear Point ▶ 6" H x 6" L



FH-529 Florence Castle ▶ 9-3/4" W x 18" L



FH-528 Florence Castle Single ▶ 2-5/8" W x 18" L



FH-525 Westminster Castle ▶ 10" W x 22" L



FH-524 Westminster Castle Single ▶ 4-1/4" x 22" L



FH-507 Stade Handle ▶ 2-5/8" W x 10-1/2" H



FH-508 Olde Door Pull (left & Right) ▶ 2-1/8" W x 10-3/8" H



FH-509 Gate Latch ▶ 2-1/2" W x 10" H



FH-510 Iron Door Handle (left & Right) ▶ 4-5/8" W x 7-5/8" H



FH-513 Ring Door Knocker ▶ 3-1/2" W x 6" H



FH-512 Lion Ring Pull ▶ 3-3/4" W x 6-1/2" H



FH-511S Ring Pull ▶ 3-1/2" Base x 4" H



FH-511L Ring Pull ▶ 3-1/2" Base x 6-1/2" H



FH-532 Dover Ring Pull ▶ 4" x 4" Base x 6-1/2" H



FH-516 Coach Clavos ▶ 1-1/8" square




FH-517 Pyramid Clavos ▶ 1/8" square




FH-518 Cone Clavos ▶ 1-1/8" Diameter



FH-519 Round Clavos ▶ 7/8" ▶ 1-1/4" Diameter



FH-514 Sliding Bolt ▶ 8" L x 4" H



FH-515 Gate Latch & Handle ▶ 5-3/8" H x 9" L